

# ARIS 10.0 Service Release 14

Features Overview presentation  
ARIS Product Marketing & Management  
April 2021



# According to the Forrester Consulting\* TEI study

FORRESTER®

With **ARIS** you can get...



# 301%

Return on investment  
over three years

# Almost \$8m

Three years of total benefits

## \$2.0M

time savings in strategy &  
operations

## \$1.2M

time savings in  
transformation & change

## \$3.4M

increase in productivity  
from operational excellence

## \$599k

in business process  
analysis time savings

## \$639k

in infrastructure cost  
savings



To read the full study, go to [www.softwareag.com/aris-tei](http://www.softwareag.com/aris-tei)



# Release highlights

ARIS 10 Service Release 14



## New ARIS Process Mining SaaS

Strong analytical approach to drive transformational activities

SaaS offering integrated with the ARIS product family

Simplicity and great user experience



## ARIS Basic and Advanced

Start and mature with first process initiatives

In-tool onboarding for new users

Basic release cycle management in Advanced

Satellite modeling



## ARIS Enterprise

Transform with the full suite for corporate usage & expert users

Method & filters in ARIS web environment

Rich-text editing

Solution deployment support

Satellite Modeling



## ARIS Extensions

Use-cases to unveil the value of transformation

What's new capability to roll-out changes to end-users

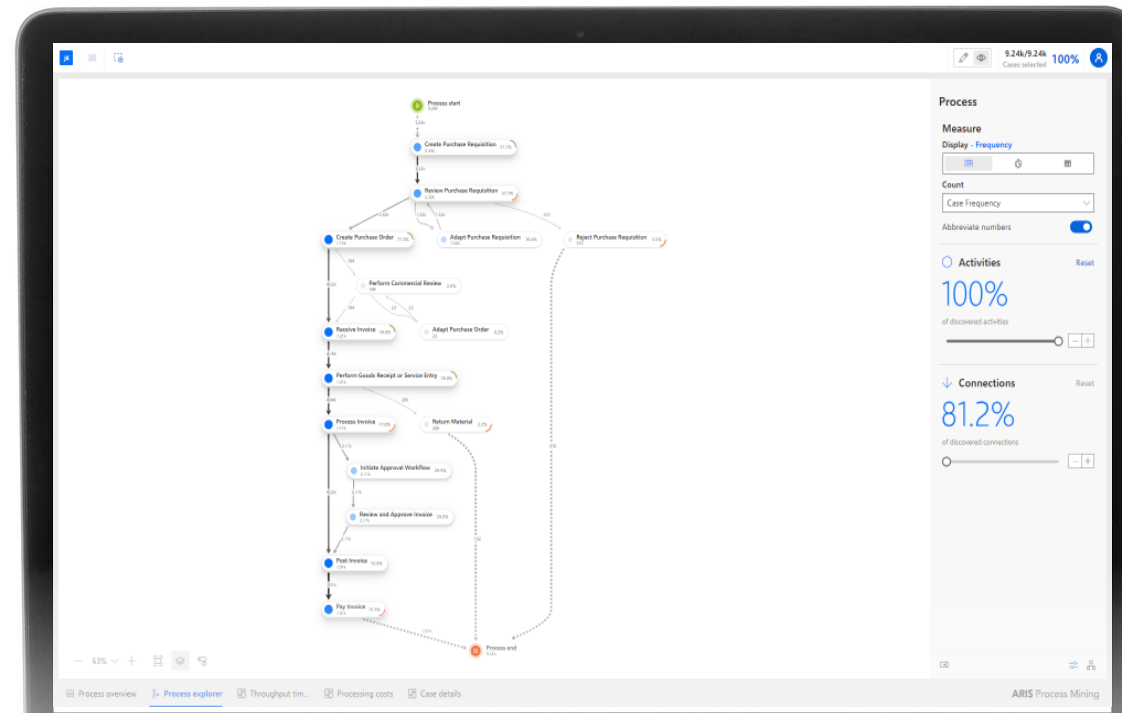
Confirmation management enhancements

# ARIS Process Mining SaaS



# ARIS Process Mining SaaS

New Enterprise edition for enterprise-wide process mining initiatives



**NEW Enterprise edition  
available in April 2021**

# ARIS Process Mining SaaS

## Process Conformance Checking

### Challenge



Compare designed processes to as-is processes to see if they execute as planned.

All users

### Value

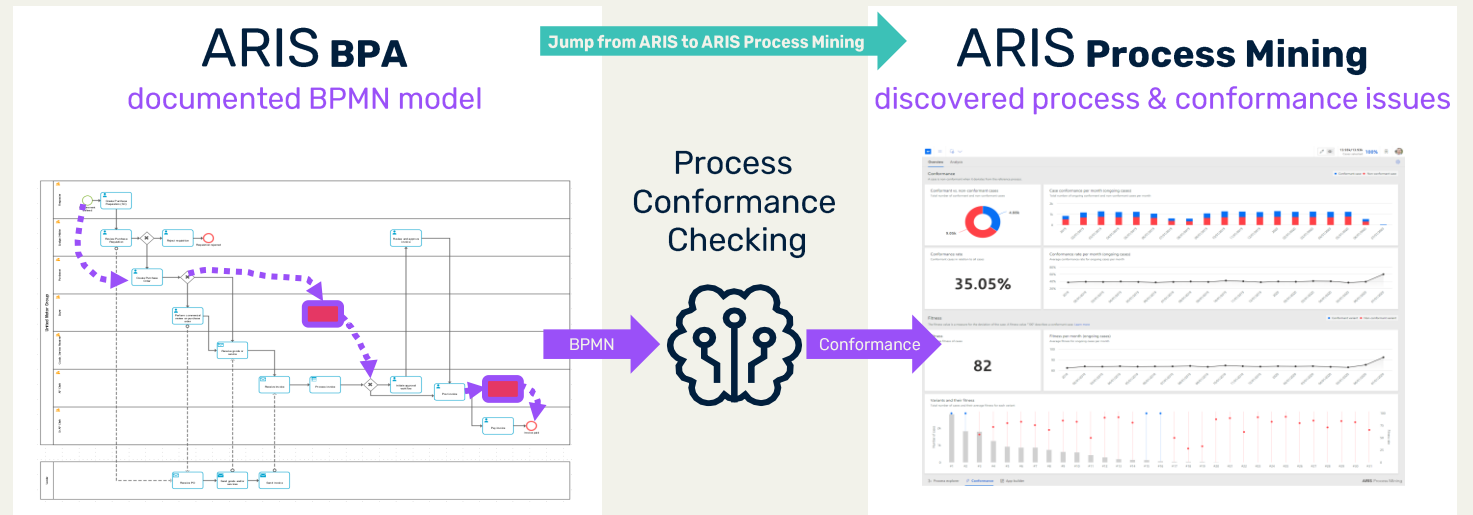


Identify deviations from the executed to the designed process to ensure compliance. Understand weaknesses in a process design and make changes, before they impact the bottom line.



### Solution approach

Conformance checking compares a reference model of a process with its real execution. The way activities are being executed does not always rely to the process design. Conformance checking is the method to identify these cases.

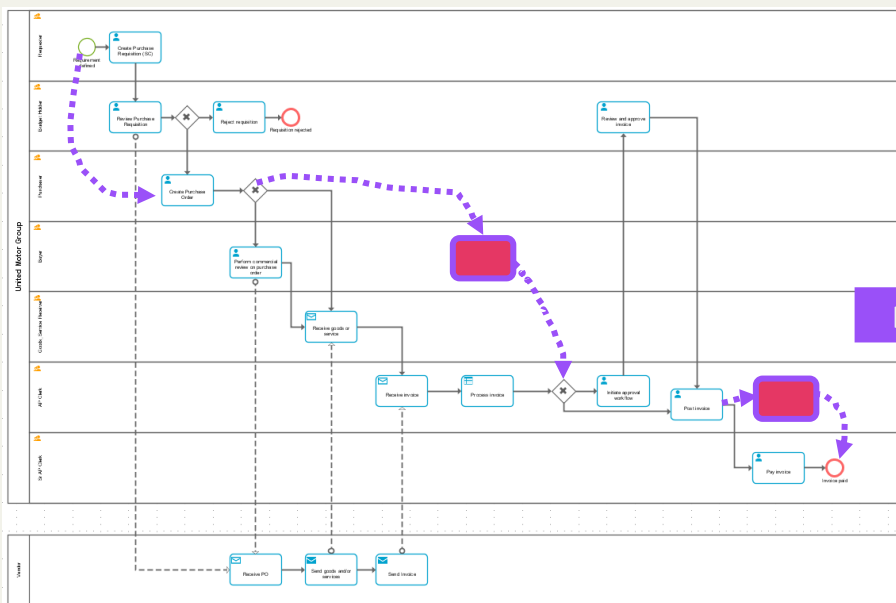


# ARIS Process Mining SaaS

Process Transformation: Process Conformance Checking (based on BPMN models)


## ARIS BPA

documented BPMN model



Jump from ARIS to ARIS Process Mining

### Process Conformance Checking

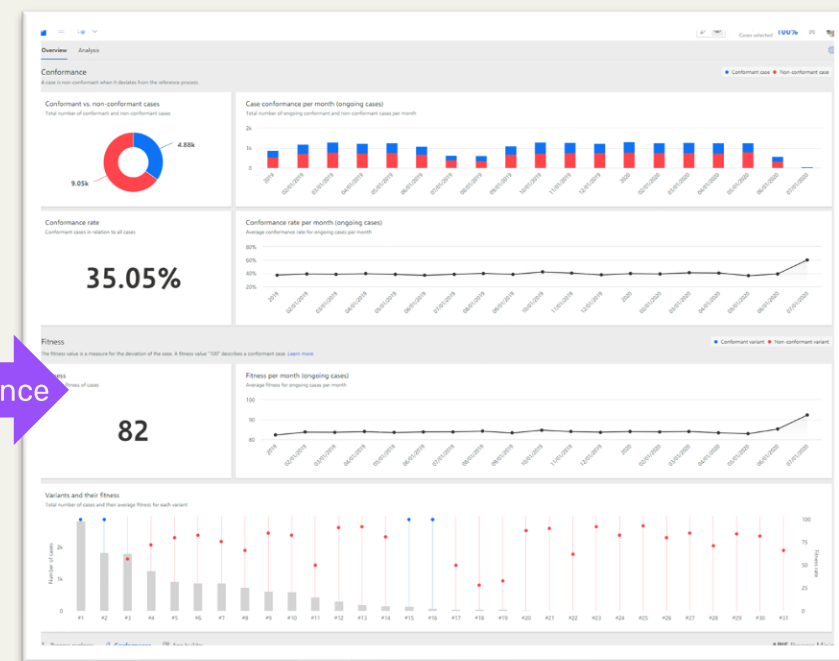


BPMN

Conformance

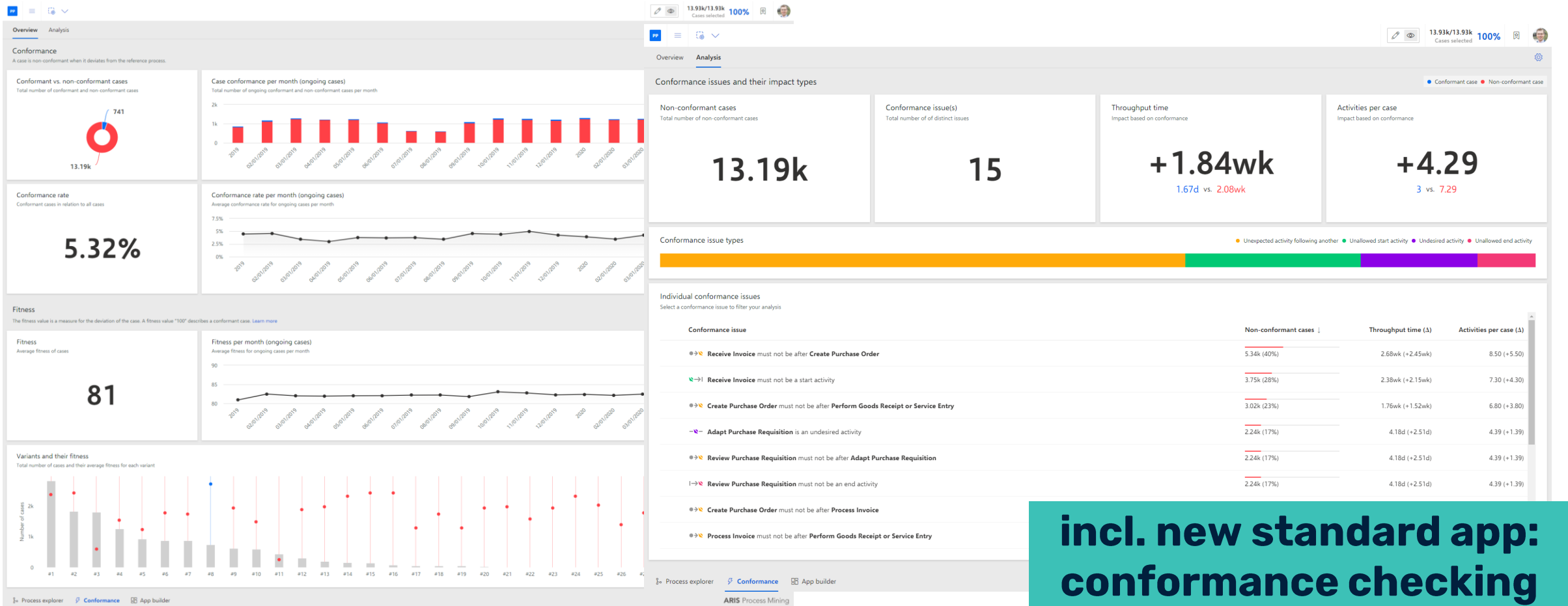
## ARIS Process Mining

discovered process & conformance issues



# ARIS Process Mining SaaS

Process Transformation: Process Conformance Checking (based on BPMN models)





# ARIS Process Mining SaaS

Process Transformation: Process Conformance Checking

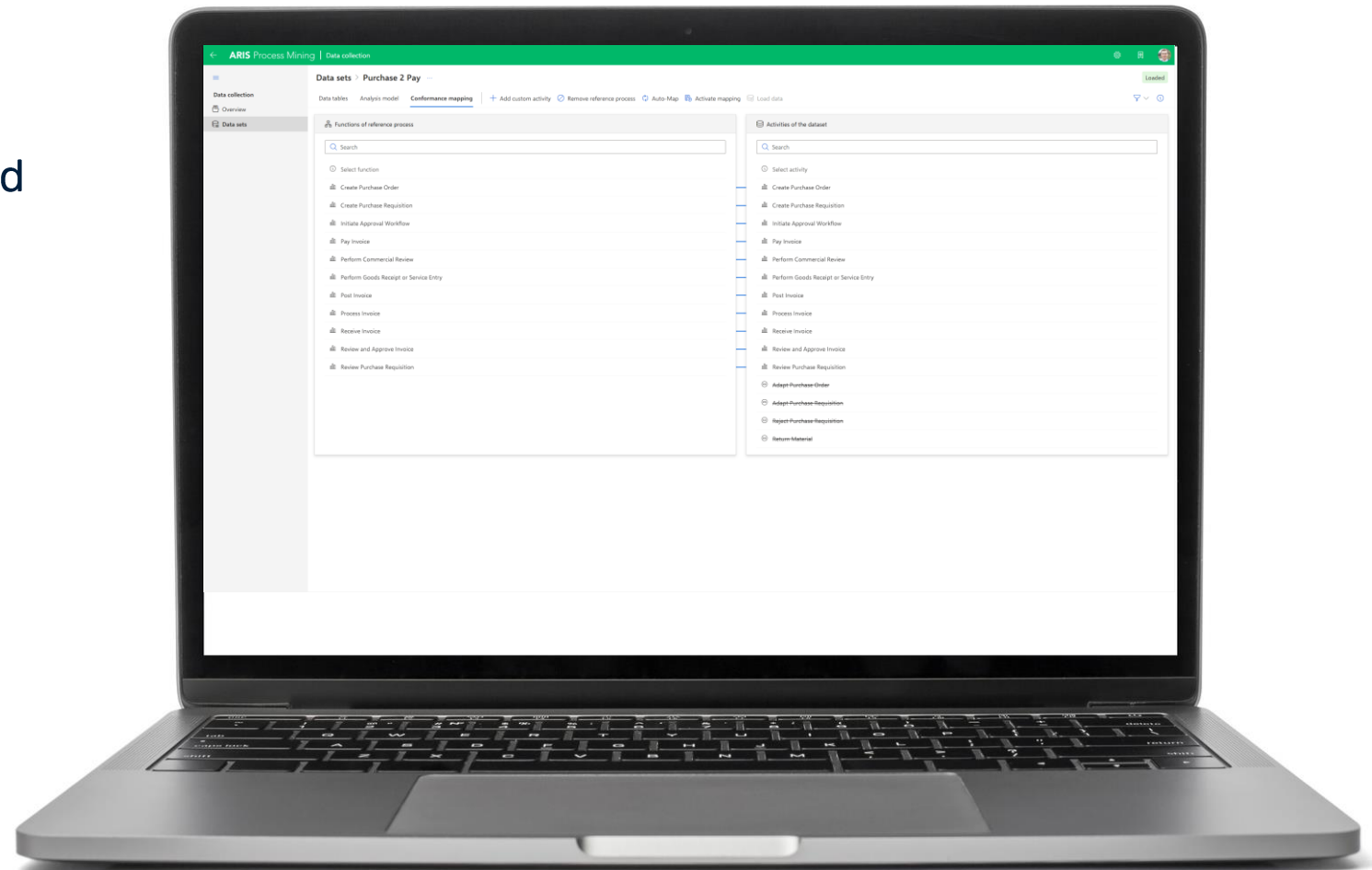
## Conformance mapping

### Map functions

in **BPMN** reference model with discovered activities in **Process Mining**

### Auto mapping

for identical functions/activities



# ARIS Process Mining SaaS

Process Visibility: Personalize your apps and make more out of your process data

## Many productivity enhancements in app builder

- On the fly calculation of **ratio measures**
- **Range selection** in chart components
- **Filter on time dimension** in components
- Define **default pattern** for time format
- **Chart stacking** & grouping via dimension
- **Auto zooming** into **y-axis** measure values
- **Percentages** in **pie charts**
- **Reordering** of apps

and much more to explore!



# ARIS Process Mining SaaS

Process Visibility: Bookmark your analysis & store and reuse your selections

## Bookmark your analysis & store and reuse your selections

### Bookmark your analysis

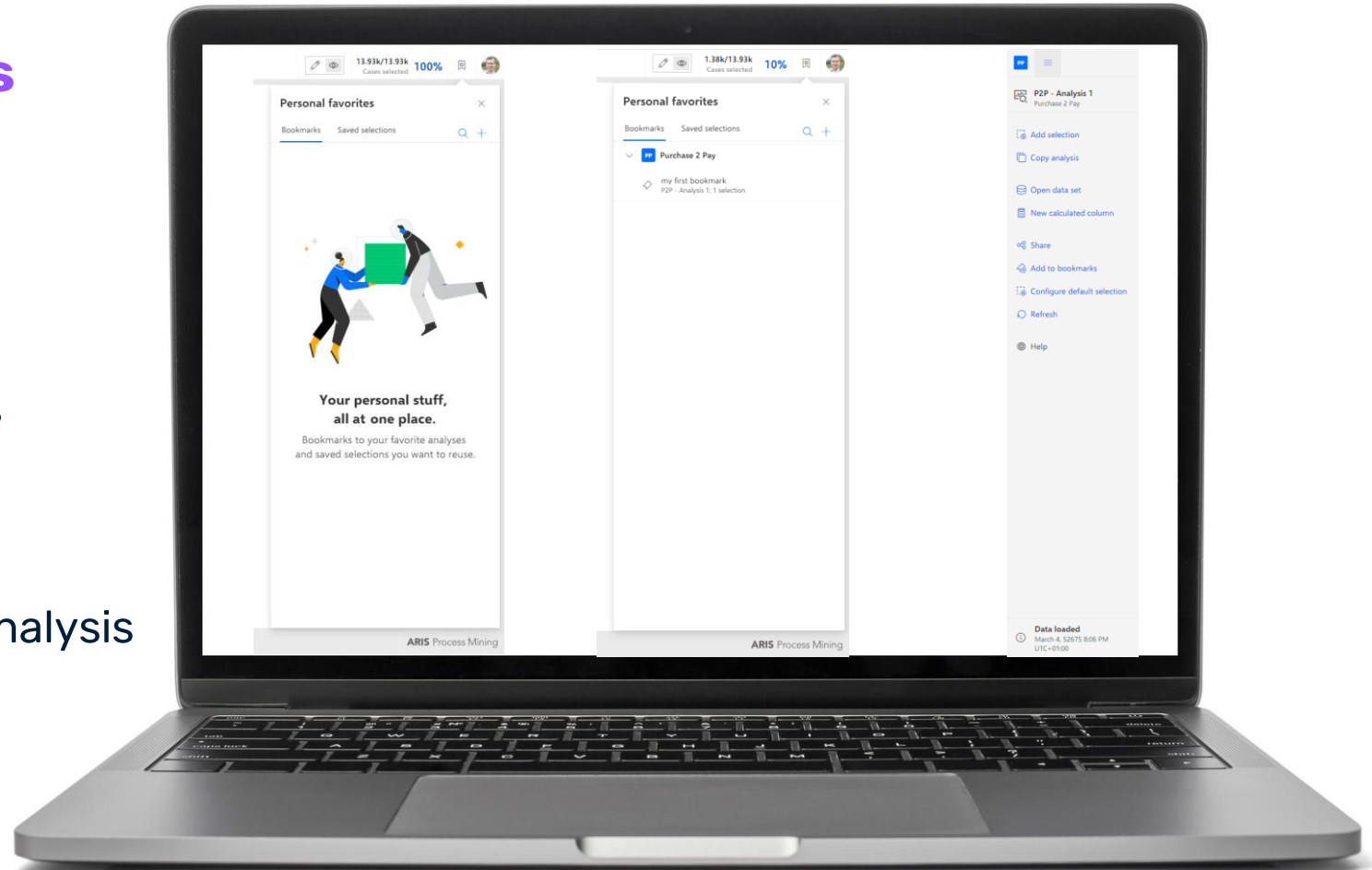
(incl. current selection, activated app)

### Store your selection

to make it also available in other analysis  
(e. g. region = "EMEA")

### Define a default selection

that will be automatically loaded when analysis is opened



# ARIS Process Mining SaaS

Process Mining Platform: Flexible process adaptability

## Flexible process adaptability

### Custom calculation template

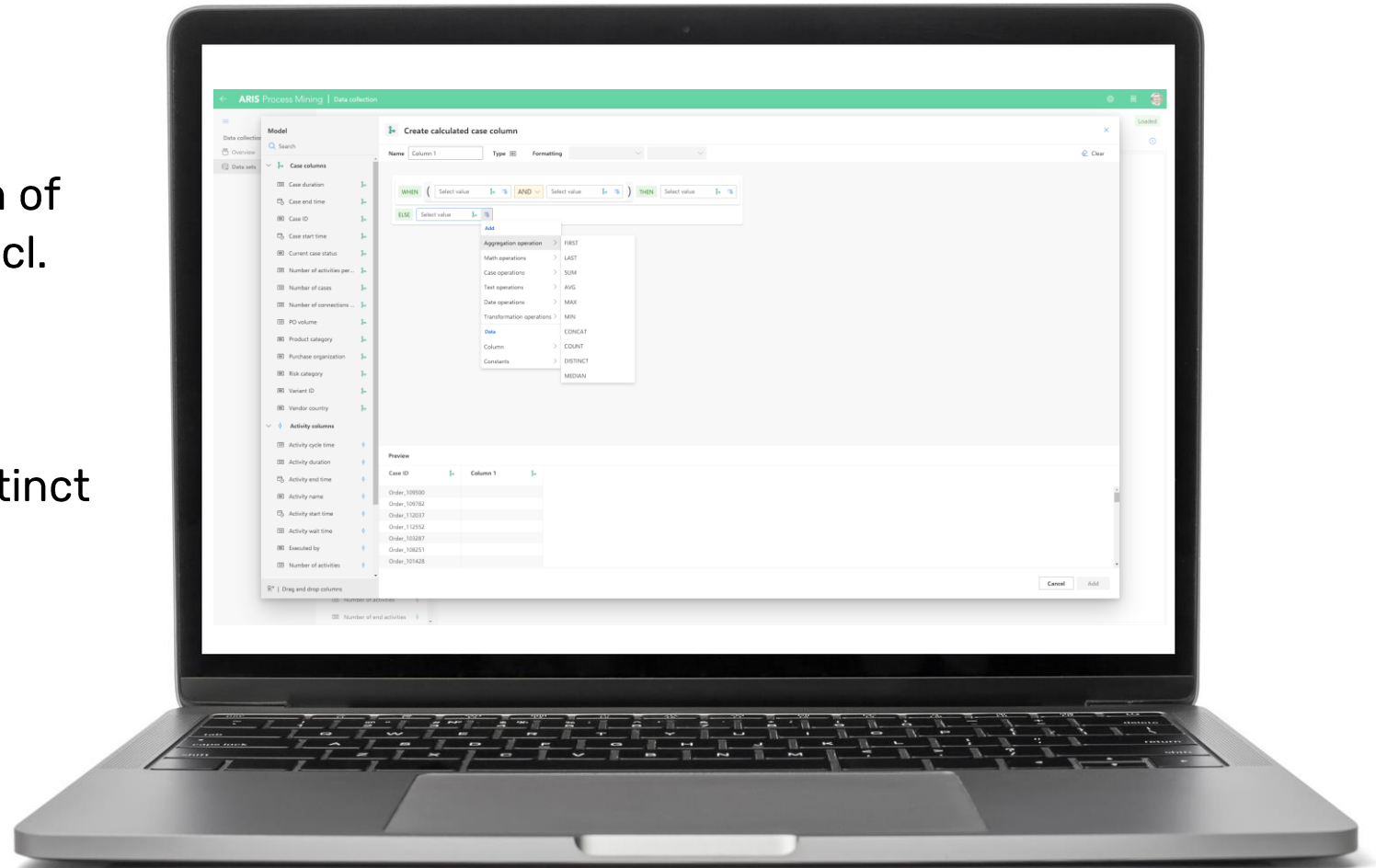
offers wide possibilities for the definition of dimension and measure calculations – incl. nested operators

### Many additional operators

and extensions to existing ones, e. g. distinct option for count operator

### Deactivate columns

from App builder

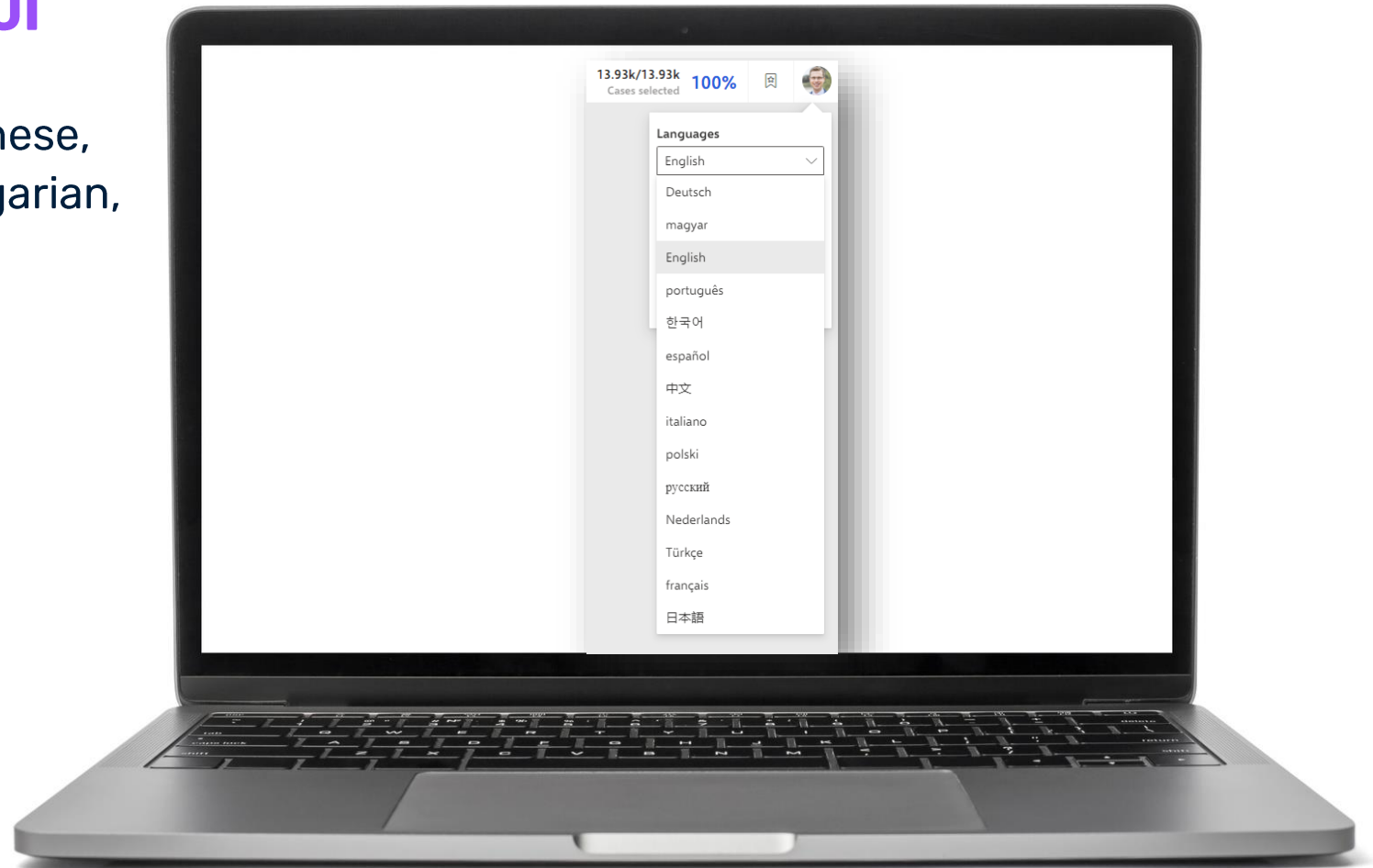


# ARIS Process Mining SaaS

Process Mining Platform: Support for local languages in UI

## Support for local languages in UI

German, English, Spanish, French, Japanese, Arabic, Chinese (simplified), Dutch, Hungarian, Italian, Korean, Polish, Brazilian, Russian

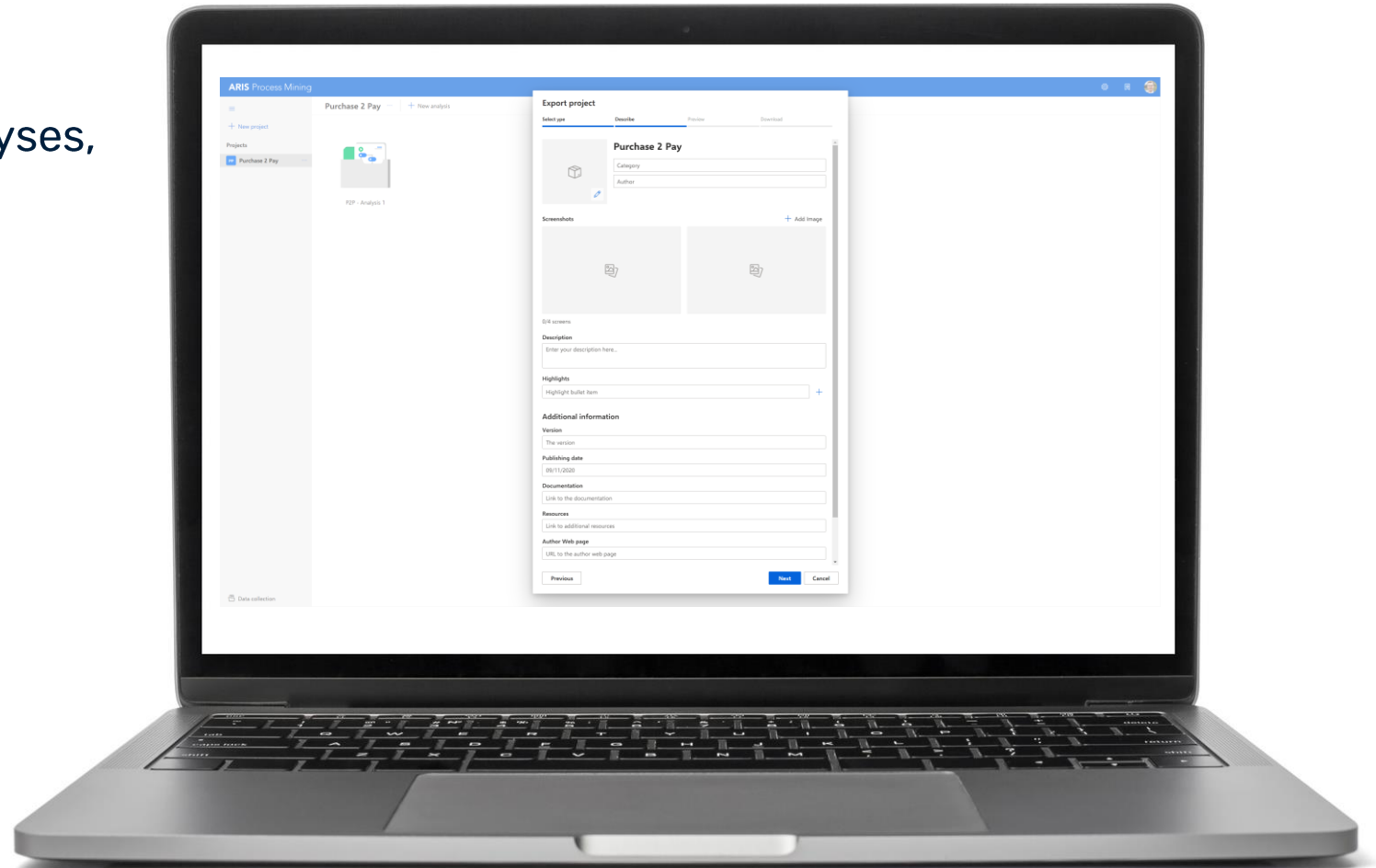


# ARIS Process Mining SaaS

Process Mining Platform: Solution transport

## Solution transport

Export and import your project incl. analyses, apps and their components



# ARIS Basic & Advanced\*

**\*Some mentioned features are also available in the Enterprise edition, highlighted with a blue box in the upper right corner.**



# Web-based administration

## Database & access management

### Challenge



Tool breaks when managing databases in ARIS.

### Administrators

### Value



Entire data administration on the web.  
A Zero Java footprint for DB administration.  
Full transparency due to redesigned statistics.



### Solution approach

All essential DB operations can be done on the web such as create, copy, delete, backup, restore, access rights, languages, change lists, variants, statistics, defaults.

The screenshot shows the ARIS Administration web interface. The top navigation bar includes 'ARIS Administration' and 'Administrator System'. The main menu has options like 'Portal', 'User management', 'Document storage', 'Process Governance', 'Collaboration', 'Dashboards', 'Conventions', and 'Databases'. The 'Databases' page is active, showing a list of databases with columns for 'Database name', 'Is archive version', 'Default filter', 'Alternative language', 'Default font format', and 'Default palette'. A context menu is open over the 'Designer-Test-DB' entry, listing actions such as 'Navigation', 'Languages', 'Font formats', 'Change lists', 'Access rights', 'Variant management', and 'Statistics'.

| Database name                  | Is archive version | Default filter | Alternative language    | Default font format | Default palette      |
|--------------------------------|--------------------|----------------|-------------------------|---------------------|----------------------|
| APG TEST DATABASE10            | ✓                  | Demo           | English (United States) | A8 Standard         | ARIS default palette |
| ARIS Connect Governance Models | ✓                  | Entire method  | English (United States) | A8 Standard         | ARIS default palette |
| BD AxiS (4)                    | ✓                  | Entire method  | English (United States) | A8 Standard         | ARIS default palette |
| Designer-Test-DB               | ✓                  | Entire method  | English (United States) | A8 <Untitled>       | ARIS default palette |
| Navigation                     | ✓                  | Entire method  | English (United States) | A8 Standard         | ARIS default palette |
| Languages                      | ✓                  | Entire method  | English (United States) | A8 Standard         | ARIS default palette |
| Font formats                   | ✓                  | Entire method  | English (United States) | A8 Standard         | ARIS default palette |
| Change lists                   | ✓                  | Entire method  | English (United States) | A8 Standard         | ARIS default palette |
| Access rights                  |                    |                |                         |                     |                      |
| Variant management             |                    |                |                         |                     |                      |
| Statistics                     |                    |                |                         |                     |                      |



# Web-based administration

## Database & access management

**ARIS Administration** Portal User management Document storage Process Governance Collaboration Dashboards Conventions **Databases** Administrator System

Home > **Databases**

+ Create database Copy Delete Rename Backup Restore Refresh

Filter databases

| Database name ↑                                                                                         | Is archive version | Default filter | Alternative language    | Default font format | Default palette      |
|---------------------------------------------------------------------------------------------------------|--------------------|----------------|-------------------------|---------------------|----------------------|
| APG TEST DATABASE10                                                                                     | ✓                  | Demo           | English (United States) | Standard            | ARIS default palette |
| ARIS Connect Governance Models                                                                          | ✓                  | Entire method  | English (United States) | Standard            | ARIS default palette |
| BD AxiS (4)                                                                                             |                    | Entire method  | English (United States) | Standard            | ARIS default palette |
| <b>Designer-Test-DB</b> <span>Navigation</span> <span>Copy</span> <span>Delete</span> <span>More</span> | ✓                  | Entire method  | English (United States) | <Untitled>          | ARIS default palette |
| Languages                                                                                               | ✓                  | Entire method  | English (United States) | Standard            | ARIS default palette |
| Font formats                                                                                            | ✓                  | Entire method  | English (United States) | Standard            | ARIS default palette |
| Change lists                                                                                            | ✓                  | Entire method  | English (United States) | Standard            | ARIS default palette |
| Access rights                                                                                           |                    |                |                         |                     |                      |
| Variant management                                                                                      |                    |                |                         |                     |                      |
| Statistics                                                                                              |                    |                |                         |                     |                      |

# Web-based administration

## Method & filter configuration

### Challenge



Tool breaks when configuring the flexible meta model (methods & filters).

### Administrators

### Value



Maximum efficiency through new UX flows, such as assigning attributes to objects.  
A Zero Java footprint for DB administration.  
Full transparency due to redesigned statistics.



### Solution approach

Full configuration of the flexible meta model in the web, such as method, filters, content languages and font formats.

| Name ↑                                       | Type number | API name/GUID                 | Type       |
|----------------------------------------------|-------------|-------------------------------|------------|
| BPMN allocation diagram (BPMN 1.x)           | 217         | MT_BPMN_ALLOC_DIAGR           | Default    |
| BPMN allocation diagram (BPMN 2.0)           | 252         | MT_BPMN_ALLOCATION_DIAGRAM    | Default    |
| <b>BPMN collaboration diagram (BPMN 2.0)</b> | 247         | MT_BPMN_COLLABORATION_DIAGRAM | Default    |
| BPMN conversation diagram (BPMN 2.0)         |             | 3PMN_CONVERSATION_DIAGRAM     | Default    |
| BPMN process                                 |             | ENTERPRISE_BPMN_COLLABORA...  | Customized |
| BPMN process diagram (BPMN 1.x)              |             | 3PD_BPMN                      | Default    |
| BPMN process diagram (BPMN 2.0)              | 246         | MT_BPMN_PROCESS_DIAGRAM       | Default    |
| BPMN subprocess                              | 273         | MT_ENTERPRISE_BPMN_PROCESS    | Customized |

# Web-based administration

## Method & filter configuration

ARIS Administration Configuration Administrator System

Portal User management Document storage Process Governance Collaboration Dashboards **Conventions** Databases

**Model types**

- Object types
- Object symbols
- Connection types
- Attribute types
- Attribute groups
- Attribute symbols
- Filters
- Content types
- Languages
- Font formats

+ Create model type |  | Delete | Rename | Refresh

| Name ↑                                                                           | Type number | API name/GUID                 | Type       |
|----------------------------------------------------------------------------------|-------------|-------------------------------|------------|
| BPMN allocation diagram (BPMN 1.x)                                               | 217         | MT_BPMN_ALLOC_DIAGR           | Default    |
| BPMN allocation diagram (BPMN 2.0)                                               | 252         | MT_BPMN_ALLOCATION_DIAGRAM    | Default    |
| <input checked="" type="checkbox"/> <b>BPMN collaboration diagram (BPMN 2.0)</b> | 247         | MT_BPMN_COLLABORATION_DIAGRAM | Default    |
| BPMN conversation diagram (BPMN 2.0)                                             |             | BPMN_CONVERSATION_DIAGRAM     | Default    |
| BPMN process                                                                     |             | ENTERPRISE_BPMN_COLLABORA...  | Customized |
| BPMN process diagram (BPMN 1.x)                                                  |             | BPD_BPMN                      | Default    |
| BPMN process diagram (BPMN 2.0)                                                  | 246         | MT_BPMN_PROCESS_DIAGRAM       | Default    |
| BPMN subprocess                                                                  | 273         | MT_ENTERPRISE_BPMN_PROCESS    | Customized |

Context menu for BPMN collaboration diagram (BPMN 2.0):

- Derive model type
- Delete
- Rename
- Reset method types

# Web-based administration

Full flexible satellite modeling

## Challenge



Mismatch between modeling and publication.  
Maintaining satellites is too complicated or effortful.

Administrators

Modelers

## Value



One management of modeling and portal.  
Enterprise-readiness and configurability of satellite modeling.



## Solution approach

**Content types** configuration, that **replaces** the today's **portal item configuration** (with seamless handover) and allows a flexible **satellite modeling**.

The screenshot shows the ARIS Administration web interface. The top navigation bar includes 'ARIS Administration', 'Configuration', and 'Administrator System'. The main content area is titled 'Conventions' and contains three sections: 'Responsibilities (RACI)', 'Systems', and 'Input and output'. Each section has a table of properties.

| Property name | Identifier  | Property type                       | Details                                                                                                                                                                                    |
|---------------|-------------|-------------------------------------|--------------------------------------------------------------------------------------------------------------------------------------------------------------------------------------------|
| Responsible   | responsible | Relation (occurrences, assignments) | Person, Team, Department, Position, Role -> is responsible for, is responsible for                                                                                                         |
| Accountable   | accountable | Relation (occurrences, assignments) | Person, Team, Department, Position, Role -> decides on, decides on, is accountable for                                                                                                     |
| Consulted     | consulted   | Relation (occurrences, assignments) | Person, Team, Department, Position, Role -> is technically responsible for, is technically responsible for, is technically responsible for, has consulting role in, has consulting role in |
| Informed      | informed    | Relation (occurrences, assignments) | Person, Team, Department, Position, Role -> must be informed about, must be informed on cancellation, must be informed about, must be informed on cancellation                             |

| Property name | Identifier        | Property type                       | Details            |
|---------------|-------------------|-------------------------------------|--------------------|
| IT systems    | supportingSystems | Relation (occurrences, assignments) | System -> supports |

Video Satellite Modeling: <https://www.ariscommunity.com/quick-videos/how-use-satellite-modeling-describe-your-processes-different-angles>

# Web-based administration

## Full flexible satellite modeling

ARIS Administration Configuration Administrator System

Portal User management Document storage Process Governance Collaboration Dashboards **Conventions** Databases

Model types  
Object types  
Object symbols  
Connection types  
Attribute types  
Attribute groups  
Attribute symbols  
Filters  
**Content types**  
Languages  
Font formats

Responsibilities (RACI) + Create property

| Property name                                   | Identifier  | Property type                       | Details                                                                                                                                                        |
|-------------------------------------------------|-------------|-------------------------------------|----------------------------------------------------------------------------------------------------------------------------------------------------------------|
| <input checked="" type="checkbox"/> Responsible | responsible | Relation (occurrences, assignments) | Person, Team, Department, Position, Role -> is responsible for, is responsible for                                                                             |
| Accountable                                     | accountable | Relation (occurrences, assignments) | Person, Team, Department, Position, Role -> decides on, decides on, is accountable for                                                                         |
| Consulted                                       | consulted   | Relation (occurrences, assignments) | Person, Team, Department, Position, Role -> is technically responsible for, is technically responsible for, has consulting role in, has consulting role in     |
| Informed                                        | informed    | Relation (occurrences, assignments) | Person, Team, Department, Position, Role -> must be informed about, must be informed on cancellation, must be informed about, must be informed on cancellation |

Systems + Create property

| Property name | Identifier        | Property type                       | Details            |
|---------------|-------------------|-------------------------------------|--------------------|
| IT systems    | supportingSystems | Relation (occurrences, assignments) | System -> supports |

Input and output + Create property

| Property name | Identifier | Property type | Details |
|---------------|------------|---------------|---------|
|---------------|------------|---------------|---------|

# In-tool onboarding

Getting users started with ease

## Challenge



Learn how to achieve something (e.g. design and publish a process model or find relevant content).

New users

## Value



The in-tool onboarding makes it super easy for new users to achieve their initial objectives. This delivers the basis and the motivation for all further steps.



## Solution approach

We differentiate between the user types and guide designer through the creation of their first model including its publication. On the contrary, viewers will get an introduction of what ARIS can do for them plus some guidance, how to find relevant content for the individual.

The screenshot shows the ARIS software interface. The top navigation bar includes 'ARIS' and 'Content' with a search field. The left sidebar shows a tree view of 'Business Processes' and 'Supporting processes', with 'Applicant search' selected under 'Human resources'. The main content area displays the 'Applicant search' process model, with tabs for 'Overview', 'Steps', 'Table', 'RACI', 'Diagram', and 'Documents'. A tooltip titled 'Check out Steps' is overlaid on the 'Steps' tab, containing the text: 'Beneath the overview, users may walk through your model step-by-step.' Below the tooltip, there is a 'Description' section with the text: 'This variant is the automation candidate for project "HR Digitalization". The process "Applicant Search" includes all actions that are necessary and possible to receive applications for an open position.'

# In-tool onboarding

Getting users started with ease

The screenshot displays the ARIS software interface. At the top, there is a blue navigation bar with the ARIS logo, a home icon, a search bar, and an advanced search option. The main content area features a dark blue background with a large circular graphic. A welcome message "Welcome, Susan" is displayed, along with a "Start model" button. Below this, there are several model type cards: "Business processes" (green), "Organization" (orange), "USE CASE" (red), and "Business as unusual" (red). A "Favorites" button is visible at the bottom left. A central pop-up window with a blue background and a close button (X) contains the text "Hey there, thanks for upgrading!" and an illustration of people celebrating. Below the illustration, it says "You may now invite more users, pick additional model types, customize filters, and much more." and includes a "Got It" button.

# Making ARIS more personal

## User images

### Challenge



Use state of the art social aspects in software.

All users

### Value



Make it easier for every single user to understand the relation between processes, responsibilities and people in the organization.




### Solution approach

Users can now upload photos of themselves, which are used across the entire system. This makes it much easier and even more personal to all end users.

Applicant search ☆

Diagram Summary RACI

---



**Tom Thaler**

Person responsible

Sep 18, 2020

Last change

---

**i** Description

This variant is the automation candidate for project "HR Digitalization". The process "Applicant Search" includes all actions that are necessary



# Making ARIS more personal

## User images

ARIS | Published content

What are you looking for?  Advanced search

Business Processes

- Core processes
- Management processes

Supporting processes

- Human resources
  - Applicant search**
  - Employee acquisition
  - Human resources
- Business process map

Data

IT Systems

Organization

Use case - business as unusual

Start model

### Applicant search ☆

Diagram Summary RACI Edit

Tom Thaler  
Person responsible

Sep 18, 2020  
Last change

#### i Description

This variant is the automation candidate for project "HR Digitalization". The process "Applicant Search" includes all actions that are necessary and possible to receive applications for an open position.

#### Activities

| Name                       | Roles              | Input | Output | IT systems |
|----------------------------|--------------------|-------|--------|------------|
| Develop job description    | Recruiting Manager |       |        |            |
| Select job posting channel | Recruiting Manager |       |        |            |
| Publish job description    | Recruiting Manager |       |        |            |

# Smart modeling

## EPC Lane models

### Challenge



Smart usage of EPC lane/row models to design your processes.

### Designers

### Value

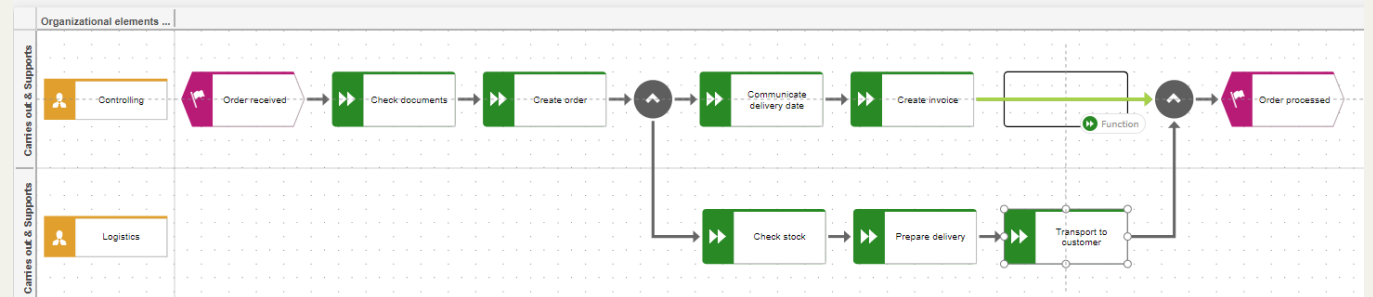


Radically improved and speed-up the design of processes.



### Solution approach

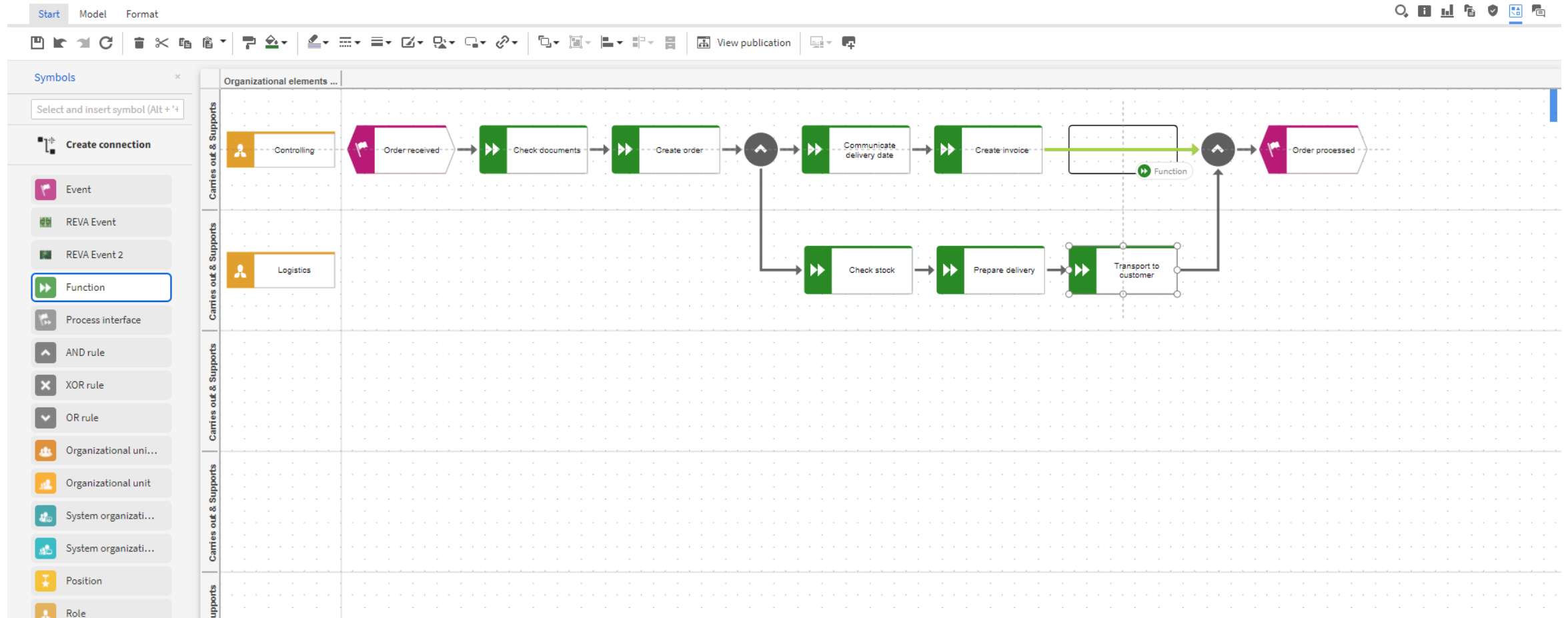
Using the already known smart modeling approaches such as intelligent insertion and deletion and auto-positioning already known from BPMN and EPC



# Smart modeling

## EPC Lane models

Sales order processing (US -)



# ARIS Basic speaks your language

Multi-language UI in ARIS Basic

## Challenge



Global use of ARIS Basic.  
Make UI easy to understand for each user.

All users

## Value

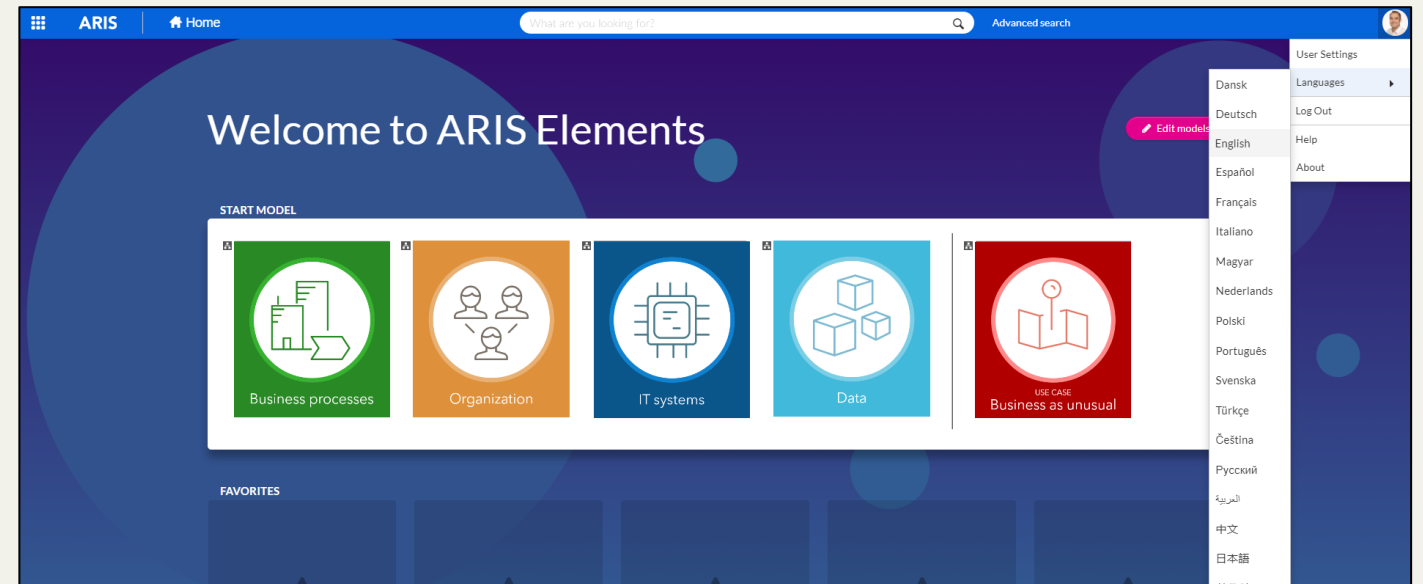


UI in national language.  
Expand usability.  
Increase user acceptance.



## Solution approach

Users can now define in which language they want to use ARIS Basic on an UI level.



# ARIS Basic speaks your language

Multi-language UI in ARIS Basic

The screenshot displays the ARIS Elements web application interface. At the top, there is a navigation bar with the ARIS logo, a home button, a search bar with the text "What are you looking for?", and an "Advanced search" button. The main content area features a large "Welcome to ARIS Elements" message. Below this, there is a "START MODEL" section with five icons representing different modeling domains: Business processes (green), Organization (orange), IT systems (dark blue), Data (light blue), and Business as unusual (red). A "User Settings" dropdown menu is open on the right side, listing various languages including Dansk, Deutsch, English, Español, Français, Italiano, Magyar, Nederlands, Polski, Português, Svenska, Türkçe, Čeština, Русский, العربية, 中文, and 日本語. A pink "Edit models" button is also visible near the menu.

# Quick search results in Basic

Search on the landing page

## Challenge:



Find content within ARIS Basic quickly and easily.

All users

## Value

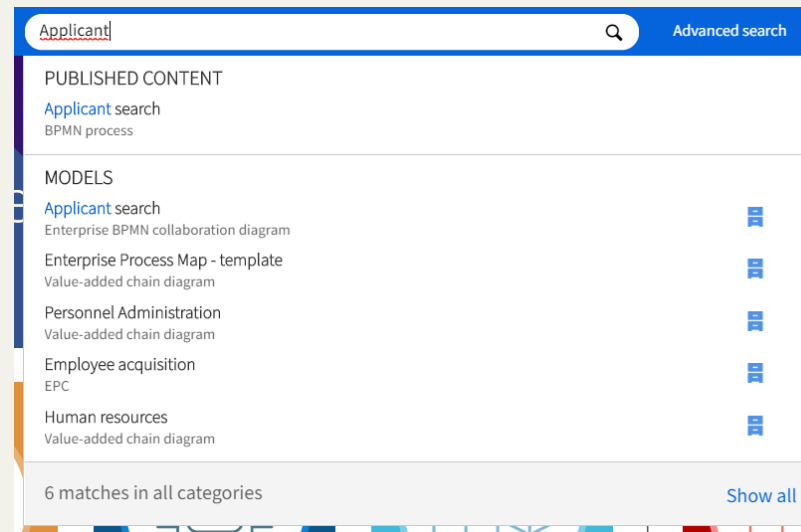


Radically improved and accelerated design of processes.



## Solution approach

The search on the landing page shows now quick results while entering the search term. This enables you to find faster what you are looking for. You can also directly jump to the view or edit mode.



# Quick search results in Basic

Search on the landing page

The screenshot shows the ARIS software landing page with a search bar at the top containing the text "Applicant". The search results are displayed in a dropdown menu, categorized into "PUBLISHED CONTENT" and "MODELS".

**PUBLISHED CONTENT**

- [Applicant search](#)  
BPMN process

**MODELS**

- [Applicant search](#)  
Enterprise BPMN collaboration diagram
- Enterprise Process Map - template  
Value-added chain diagram
- Personnel Administration  
Value-added chain diagram
- Employee acquisition  
EPC
- Human resources  
Value-added chain diagram

6 matches in all categories [Show all](#)

The landing page also features a "Welcome to ARIS Ele" banner, a "START MODEL" section with icons for Business processes, Organization, IT systems, Data, and Business as unusual, and a "FAVORITES" section at the bottom.

# Basic release cycle management

Raise change request and approve the new way of working

## Challenge



Government of the roll-in, approval and roll-out of model changes.

Everyone

## Value



Intuitive and workflow-controlled approach to manage the release cycle of models in ARIS.



## Solution approach

ARIS users can now raise change requests in order to continuously trigger improvements of the way of working. Once a model is ready to publish from a designer perspective, he can start an approval workflows, which involves the process owner for the final review.

Change request
x

Title\*

Description\*

Team, we added LinkedIn as a new hire channel. Please add this as an option to the process.

Thank you!

Send
Cancel

Approve
x

Please check the content to be approved.

[Show in portal \(published version\)](#)  
[Show in Design client \(version for approval\)](#)  
[Compare model](#)  
[Show differences](#)

The following comment will be used as a change list description when you approve the content. If you reject the content, the comment will be used to explain the reason for the rejection and sent to the requester.

Comment from requester

Please approve. I added new hire channel.

Comment\*

Well done. Thank you!

Approve
Reject
Save
Cancel



# Change requests

Request a change in the process/mode owner

The screenshot displays the ARIS software interface. The top navigation bar includes the ARIS logo, 'Content', a search bar, and 'Advanced search'. The left sidebar shows a tree view of 'Business Processes' and 'Supporting processes', with 'Human resources' expanded to show 'Applicant search'. The main area shows a process diagram for 'Applicant search' with a 'Change request' dialog box overlaid. The dialog box has the following content:

**Change request**

Title\*  
New hire channels

Description\*  
Team, we added LinkedIn as a new hire channel. Please add this as an option to the process.  
Thank you!

Buttons: Send, Cancel

The background process diagram shows a flow from 'Applicant search' to 'Recruiting Manager' (with 'Applicant data recorded') and 'Recruiting-Tool'. A decision diamond leads to 'Check completeness of application'. If 'Application complete', it goes to 'Add record to applicant pool' and 'Application data recorded'. If 'Application not complete', it goes to 'Send missing data request'.

# Approval workflow

Active approval by responsible person

The screenshot shows the ARIS software interface with an 'Approve' modal window open. The modal window contains the following elements:

- Title:** Approve
- Instructions:** Please check the content to be approved.
- Actions:**
  - Show in portal (published version)
  - Show in Design client (version for approval)
  - Compare model
  - Show differences
- Comment Field:** The following comment will be used as a change list description when you approve the content. If you reject the content, the comment will be used to explain the reason for the rejection and sent to the requester.
 

Comment from requester

Please approve. I added new hire channel.
- Comment\* Field:** Well done. Thank you!
- Buttons:** Approve, Reject, Save, Cancel

The background interface shows a table with the following data:

| Priority | Name                                  | Assignment          |
|----------|---------------------------------------|---------------------|
|          | Approve this model [Applicant search] | 29.09.2020 21:22:58 |
|          | Approve this model [BPMN]             | 29.09.2020 21:22:58 |

Below the table, the details for 'Approve this model [Applicant search]' are shown:

| Process name    | Description         |
|-----------------|---------------------|
| Approve content |                     |
| Status          | In process          |
| Priority        | Normal              |
| Assigned        | Thaler, Tom         |
| Assignment date | 29.09.2020 21:22:58 |
| Due date        |                     |
| Delegated to    |                     |

# Share model

Share models with your colleagues

## Challenge

Share important information with colleagues



Everyone

## Value

Simplified sharing of models with other ARIS users for who it might be relevant for.



## Solution approach

ARIS now allows to share models and individual comments with other users of ARIS. The contact person will be informed via e-mail with a direct link the content shared.

# Share model

Share models with your colleagues

The screenshot displays the ARIS Cloud Elements interface. The top navigation bar includes the ARIS logo, 'Content', a search bar, and 'Advanced search'. The left sidebar shows a tree view of 'Business Processes' and 'Supporting processes', with 'Human resources' expanded to show 'Applicant search', 'Employee acquisition', 'Human resources', and 'Business process map'. The main area shows a process diagram for 'Applicant search' with a 'Recruiting Manager' role. A 'Share content' dialog box is open, allowing the user to share the model. The dialog contains the following fields and options:

- Select user\***: A dropdown menu showing 'Thaler, Tom (tom.thaler@softwareag.com)'.
- Send copy to me**
- Subject**: A text input field containing 'Your process'.
- Comment**: A text area containing 'Tom, look. I think this is exactly, what we just discussed, right?'.
- Buttons**: 'Send' and 'Cancel'.

The background process diagram shows a flow starting with 'Applicant data recorded', followed by 'Check completeness of application'. A decision diamond splits the flow into 'Application complete' and 'Application not complete'. The 'Application complete' path leads to 'Add record to applicant pool' and 'Application data recorded'. The 'Application not complete' path leads to 'Send missing data request'.

# DMN 1.3 support

Again early bird in supporting OMG standards

## Challenge



Automate processes based on BPMN and DMN models within process management initiatives.

Modelers (decisions)

## Value

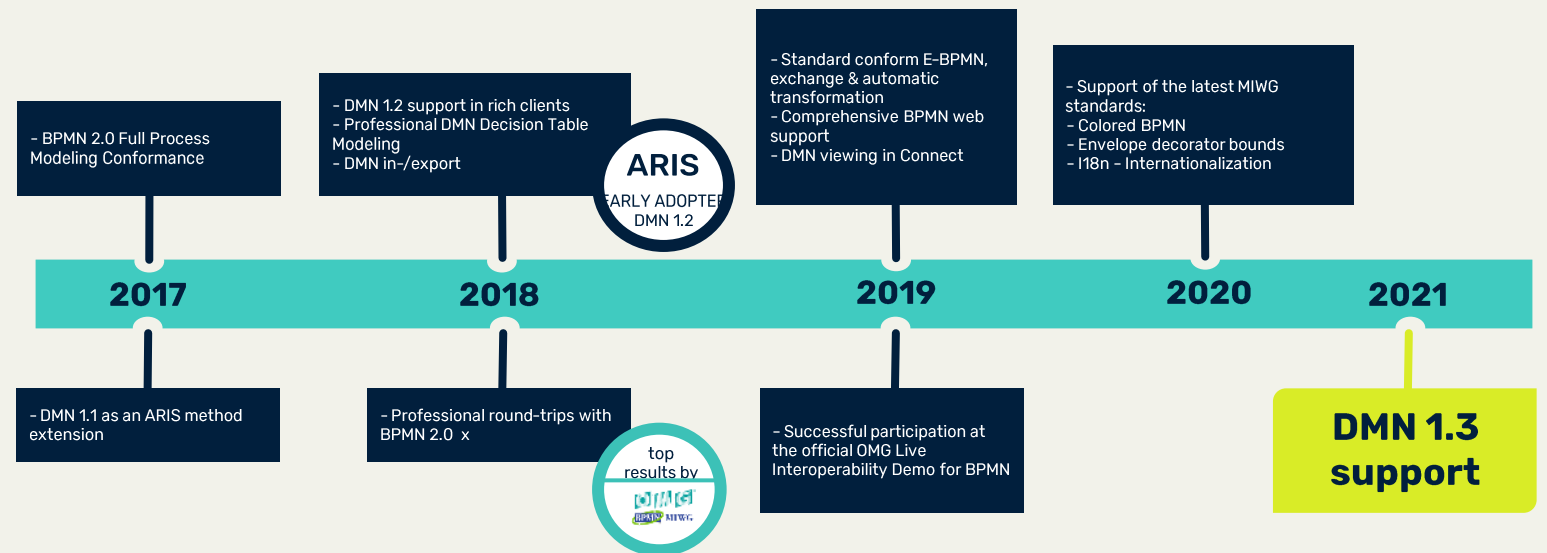


Improved decision understandability and conformance to the latest DMN version.



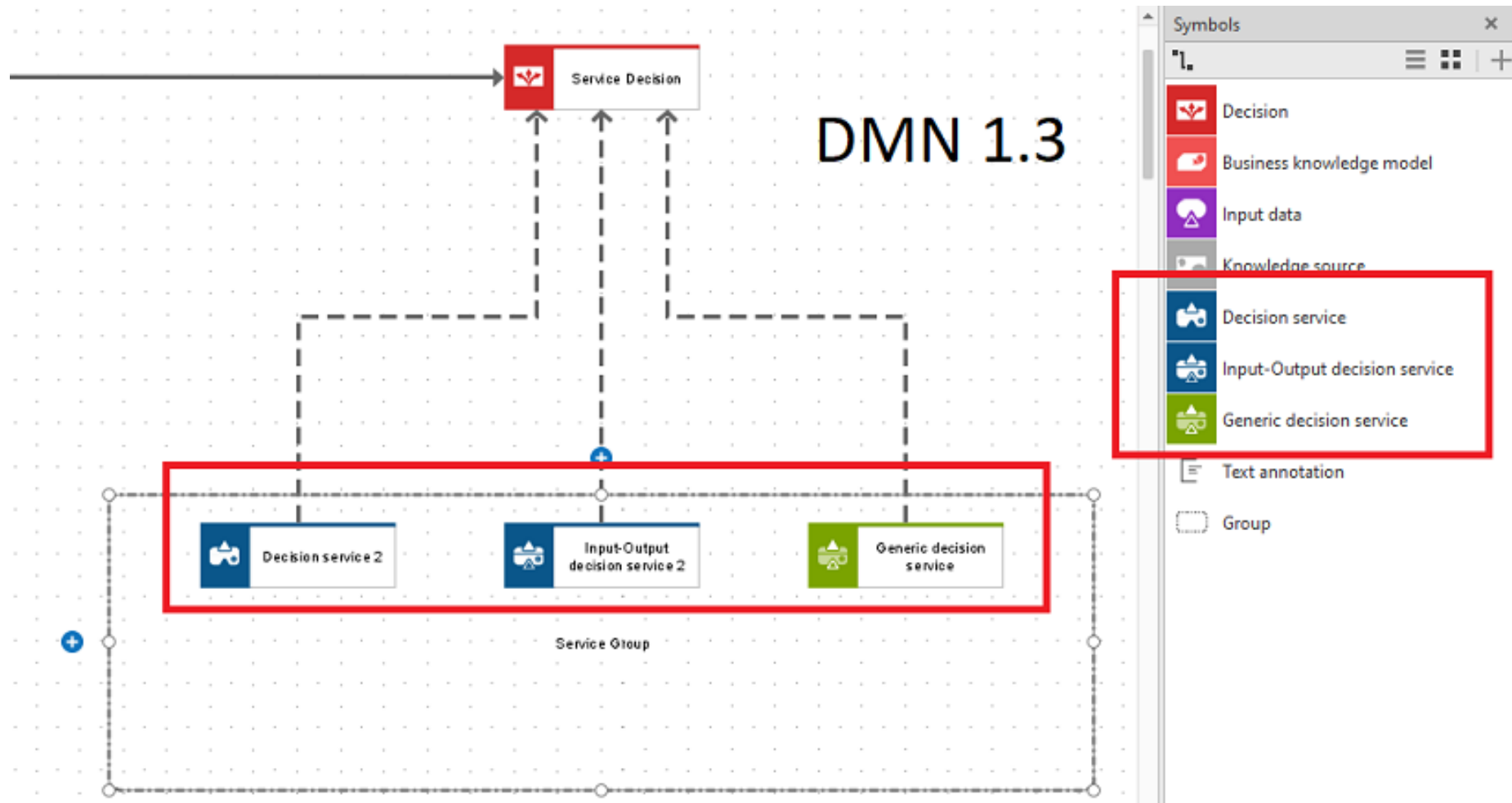
## Solution approach

New groupings in DMN decision requirements diagram and DMN context diagrams are supported by ARIS. New corresponding (belongs to - groups) connections, which are also part of import and export. DMN 1.3 was released end of March 2020.



# DMN 1.3 support

New groupings in decision models, extensions in DRD and Context Diagram



# User management in ARIS Advanced

Simplified management of licenses and privileges

## Challenge



Simplify user, access and privileges management.

## Administrators

## Value

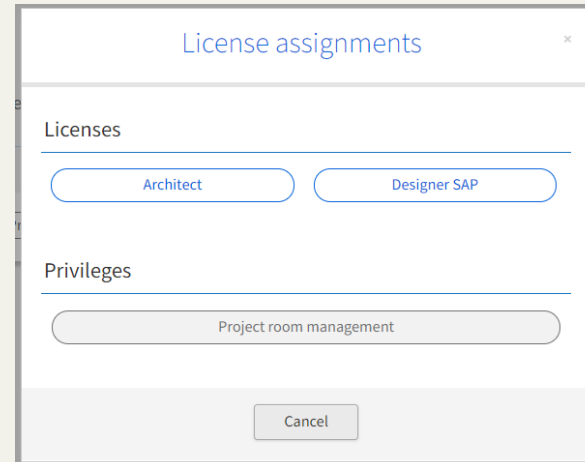


Simplified differentiation between license-dependent and license-independent privileges.



## Solution approach

We now differentiate between licenses and privileges. License need to be purchased and can be assigned to single users. In contrast, privileges can be granted to users independently from the assigned licenses.



The project room manager is able to invite new users, to configure the user interface and the publication settings and plus using the plAdmin tool for further administrative tasks.

# User management in ARIS Advanced

Simplified management of licenses and privileges

The screenshot displays the ARIS Administration interface. The top navigation bar includes the ARIS logo, 'Administration', a search bar, and 'Advanced search'. Below this, a secondary navigation bar lists 'User management', 'Group management', 'Publication settings', 'Conventions', 'Process management', and 'User interface'. The main content area shows a user management table with columns for 'Name', 'Role', 'Groups', and 'Created'. A user 'Tom Thaler' is visible. A modal dialog titled 'License assignments' is open, showing 'Licenses' (Architect, Designer SAP) and 'Privileges' (Project room management) for the selected user. The dialog has a 'Cancel' button at the bottom.

| Name                                    | Role | Groups | Created    |
|-----------------------------------------|------|--------|------------|
| Tom Thaler<br>tom.thaler@softwareag.com | Pr   |        | 2020-09-18 |



# New help for ARIS Basic & Advanced

The single point to go to for know-how and support

## Challenge

Find help quickly and easily.



All users

## Value

One single place to go, when users need help or support regarding specific topics.



## Solution approach

Radically redesigned and fully web-based help landing page referring to all important places at a glance.

Get help for **ARIS Elements** functions and services  
Information for users and administrators

Search documentation

|                                                                                                                                                                |                                                                                                                                                              |
|----------------------------------------------------------------------------------------------------------------------------------------------------------------|--------------------------------------------------------------------------------------------------------------------------------------------------------------|
| <b>Documentation</b><br>Find information on using ARIS Process Mining<br><a href="#">View documentation</a>                                                    | <b>ARIS Community</b><br>Find comprehensive information, best practices, and solutions provided by experienced users<br><a href="#">Visit ARIS Community</a> |
| <b>Ideas &amp; Suggestions</b><br>Report your ideas for additional features and vote on already existing ideas<br><a href="#">View ideas &amp; suggestions</a> | <b>Editions</b><br>Move to the next level and upgrade to a higher edition<br><a href="#">View editions</a>                                                   |
| <b>Support</b><br>Get in touch with us and find help to solve any issues you might face<br><a href="#">View support</a>                                        |                                                                                                                                                              |

software

Get help for **ARIS Advanced** functions and services  
Information for users and administrators

Search documentation

|                                                                                                                                                                |                                                                                                                                                              |
|----------------------------------------------------------------------------------------------------------------------------------------------------------------|--------------------------------------------------------------------------------------------------------------------------------------------------------------|
| <b>Documentation</b><br>Find information on using ARIS Process Mining<br><a href="#">View documentation</a>                                                    | <b>ARIS Community</b><br>Find comprehensive information, best practices, and solutions provided by experienced users<br><a href="#">Visit ARIS Community</a> |
| <b>Ideas &amp; Suggestions</b><br>Report your ideas for additional features and vote on already existing ideas<br><a href="#">View ideas &amp; suggestions</a> | <b>Editions</b><br>Move to the next level and upgrade to a higher edition<br><a href="#">View editions</a>                                                   |
| <b>Support</b><br>Get in touch with us and find help to solve any issues you might face<br><a href="#">View support</a>                                        | <b>ARIS Hub</b><br>Download the ARIS Hub pillar with the tool and to follow the help examples<br><a href="#">Download demo data file</a>                     |

software

# New help for ARIS Basic & Advanced

The single point to go for know how and support

## Get help for **ARIS Elements** functions and services

Information for users and administrators



### Documentation

Find information on using ARIS Process Mining

[View documentation](#)



### ARIS Community

Find comprehensive information, best practices, and solutions provided by experienced users

[Visit ARIS Community](#)



### Ideas & Suggestions

Report your ideas for additional features and vote on already existing ideas

[View ideas & suggestions](#)



### Editions

Move to the next level and upgrade to a higher edition

[View editions](#)



### Support

Get in touch with us and find help to solve any issues you might face

[View support](#)

software™

## Get help for **ARIS Advanced** functions and services

Information for users and administrators



### Documentation

Find information on using ARIS Process Mining

[View documentation](#)



### ARIS Community

Find comprehensive information, best practices, and solutions provided by experienced users

[Visit ARIS Community](#)



### Ideas & Suggestions

Report your ideas for additional features and vote on already existing ideas

[View ideas & suggestions](#)



### Editions

Move to the next level and upgrade to a higher edition

[View editions](#)



### Support

Get in touch with us and find help to solve any issues you might face

[View support](#)



### ARIS Hub

Discover ARIS Hub to get familiar with the help examples

[Download demo data file](#)

software™

# ARIS Enterprise\*

**\*Some Enterprise features are described in the ARIS Basic & Advanced section, highlighted with a blue box in the upper right corner.**

# Rich text attributes in ARIS Enterprise

Great look and easy maintenance

## Challenge



Consume or contribute information documented on top of process models in an appealing way.

All users

## Value

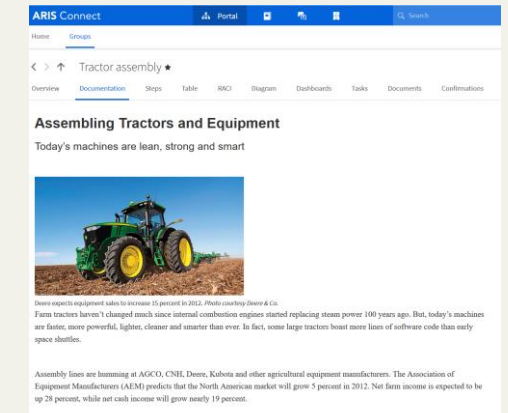
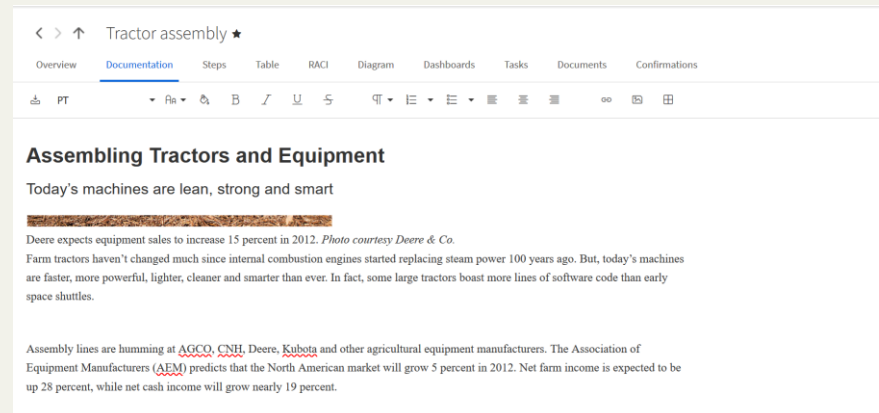


Great look, easy maintenance, relevant related data kept in the ARIS database



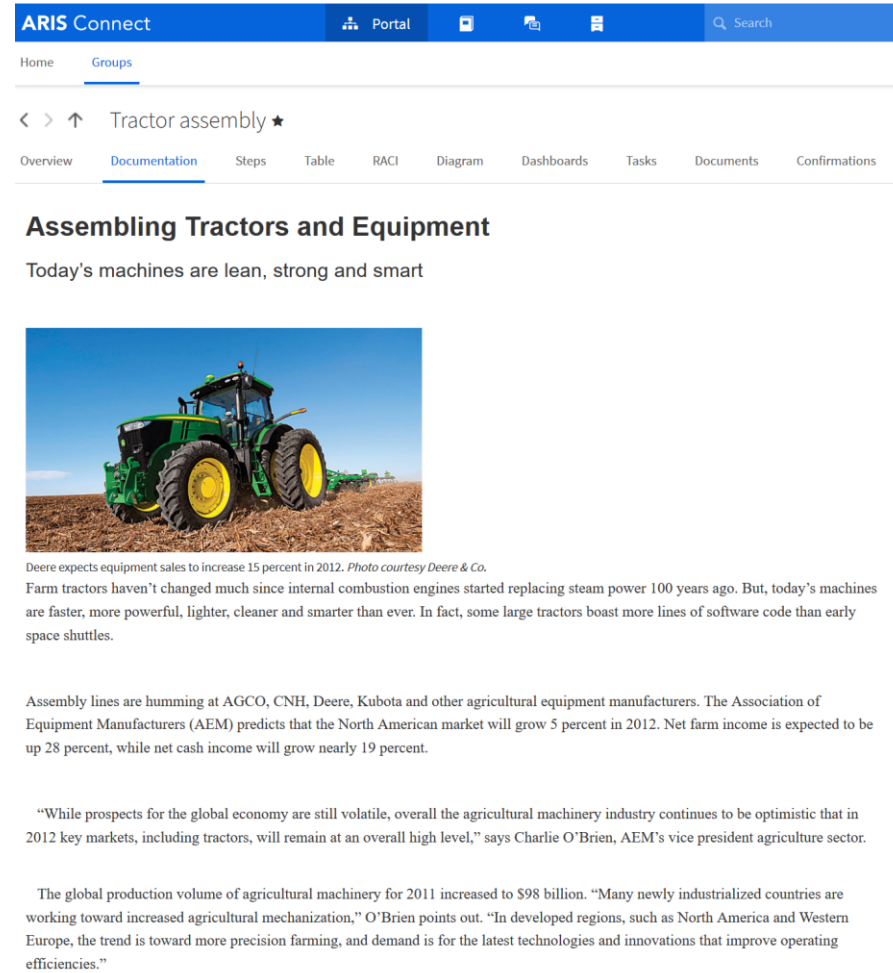
## Solution approach

A documentation fact sheet in the ARIS Enterprise Portal allows maintenance and consumption of additional contents that typically are kept in SOPs or other related documents. Via rich text editing and upload of pictures and tables, it accommodates model and object-related information.



# Rich text attributes in ARIS Enterprise

Great look and easy maintenance



The screenshot displays the ARIS Connect user interface. At the top, there is a blue navigation bar with the text 'ARIS Connect' and icons for 'Portal', a document, a printer, and a search icon. Below this, a breadcrumb trail shows 'Home' and 'Groups'. The main content area is titled 'Tractor assembly ★' and includes a sub-menu with 'Overview', 'Documentation' (highlighted), 'Steps', 'Table', 'RACI', 'Diagram', 'Dashboards', 'Tasks', 'Documents', and 'Confirmations'. The document content features a section header 'Assembling Tractors and Equipment', a sub-header 'Today's machines are lean, strong and smart', and a photograph of a green and yellow Deere tractor in a field. Below the photo is a paragraph of text: 'Deere expects equipment sales to increase 15 percent in 2012. Photo courtesy Deere & Co. Farm tractors haven't changed much since internal combustion engines started replacing steam power 100 years ago. But, today's machines are faster, more powerful, lighter, cleaner and smarter than ever. In fact, some large tractors boast more lines of software code than early space shuttles.' This is followed by another paragraph: 'Assembly lines are humming at AGCO, CNH, Deere, Kubota and other agricultural equipment manufacturers. The Association of Equipment Manufacturers (AEM) predicts that the North American market will grow 5 percent in 2012. Net farm income is expected to be up 28 percent, while net cash income will grow nearly 19 percent.' A quote follows: 'While prospects for the global economy are still volatile, overall the agricultural machinery industry continues to be optimistic that in 2012 key markets, including tractors, will remain at an overall high level,' says Charlie O'Brien, AEM's vice president agriculture sector. The final paragraph states: 'The global production volume of agricultural machinery for 2011 increased to \$98 billion. "Many newly industrialized countries are working toward increased agricultural mechanization," O'Brien points out. "In developed regions, such as North America and Western Europe, the trend is toward more precision farming, and demand is for the latest technologies and innovations that improve operating efficiencies."

# Role-based filter ext. multi-dimensions & hierarchy

Find relevant contents quickly

## Challenge



Use combined filters that work over multiple dimensions.

All users

## Value

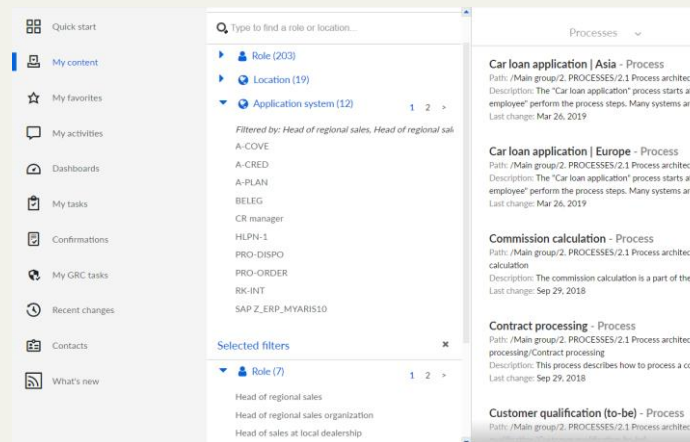


Quicker access via smart filtering mechanisms and insight how different items depend on each other.



## Solution approach

As ARIS Enterprise Admin you are able to configure dependencies for multiple filter dimensions. For instance, you can define dependencies between Business Area, Country, Region, City/Plant/Location, Role, Application/IT systems etc. via XML. As a result, any viewer selecting can search and combine filters to quickly find most relevant contents.



# Automated audit logs

Find relevant contents quickly

## Challenge



Automate functional and technical tasks.

All users

## Value

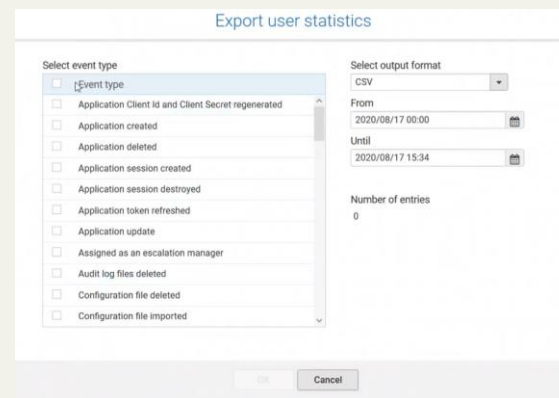


No manual interaction needed to keep track of relevant ARIS audit event logs. Combined with scheduling, it reduces TCO and errors, and gives a steady overview on events



## Solution approach

Until now you were able to create manual exports of ARIS audit logs (see screenshot). Result of running this report is listing and exporting the desired events either in CSV or JSON format. A new command has now been added to the Command Line Tool which allows to automatically trigger the audit log export and is able to set up schedules for it. You can get all events for a particular time range or get particular events for a specified time range.



# API for automated solution deployment

Increase quality and lower TCO

## Challenge



Automate deployment via export and import of solution assets.

Administrators

## Value

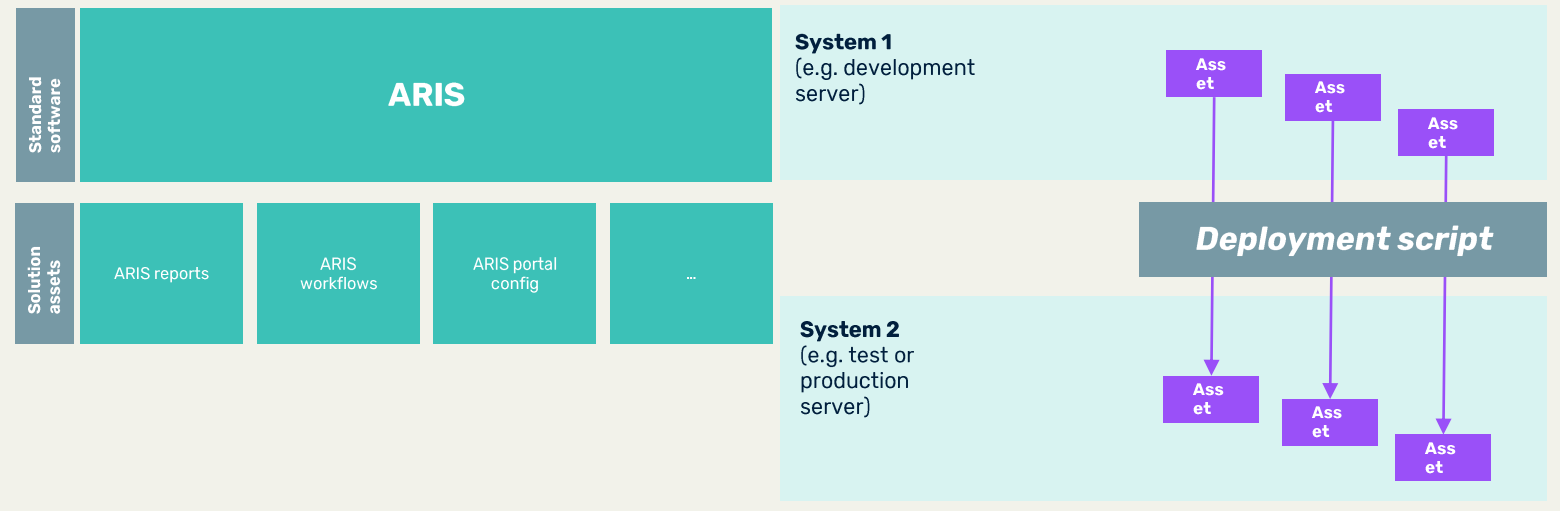


Increase deployment quality and lower TCO of solution management.



## Solution approach

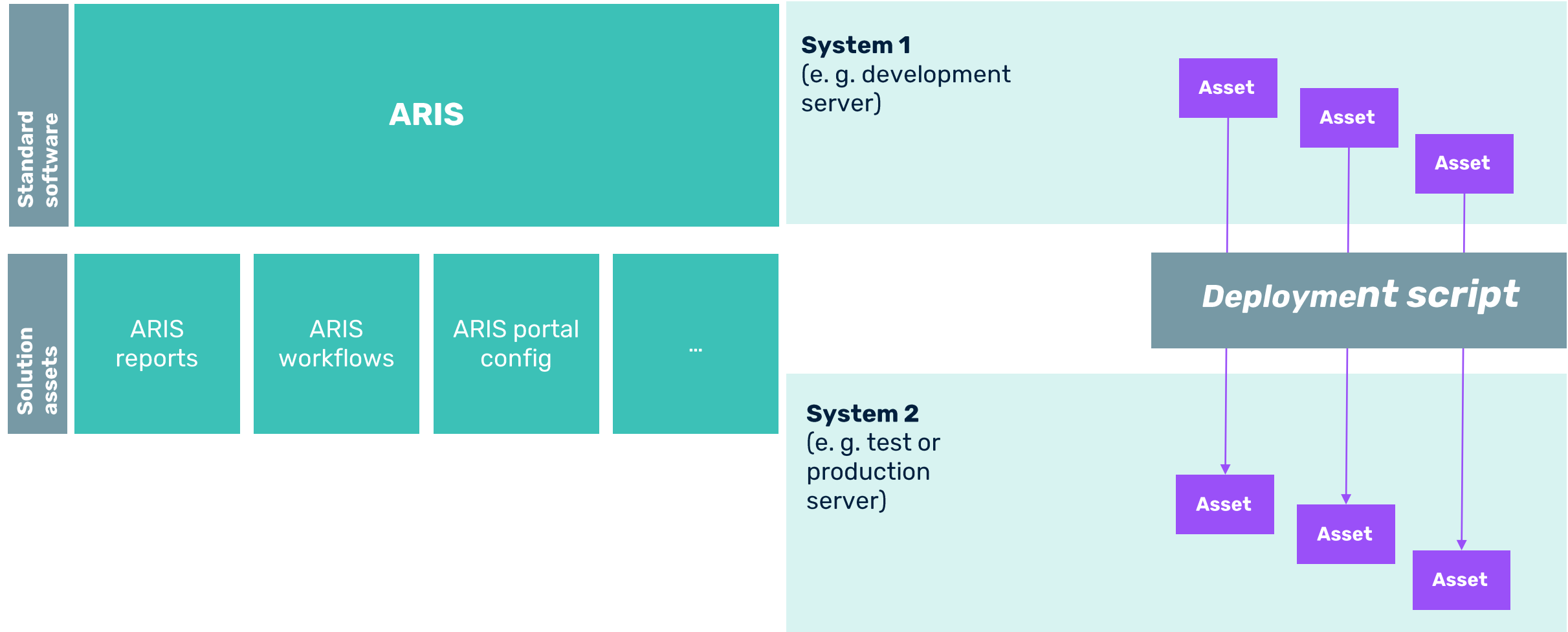
Automate the transport and activation of your solution assets based on a new API. You are able to automate the testing and deployment of ARIS solution assets (such as reports). The API allows an upload and activation of selected solution assets.





# API for automated solution deployment

Increase quality and lower TCO



# „What's new“ feature

Get a quick update on news and changes

## Challenge



Get a quick understanding on the changes that happened since last login, especially when not using ARIS daily.

All users, especially Viewers

## Value



Quick access and insight to all (process) portal changes that happened during your „absence“



## Solution approach

With the ARIS Enterprise extension: Rollout Add-ons, any approved changes that have been published to the ARIS Portal are collected under What's New and contain role-relevant & favorite model news. You can browse the list of news items, if interested you can look at each item's compare view to see detailed changes and directly navigate on to the last published version. Once clicked, it disappears from the What's new list and moves to an archive which can be reviewed for 30 days.

| Name                           | Description                                                           | Date             |
|--------------------------------|-----------------------------------------------------------------------|------------------|
| Bank & Risk (x-1)              | Model "Bank & Risk (x-1)" versioned and published on Sep 21, 202...   | Sep 21, 16:56:02 |
| Car loan application   America | Model "Car loan application   America" versioned and published on ... | Sep 21, 16:59:29 |
| Hotel in house fair            | Model "Hotel in house fair" versioned and published on Sep 21, 202... | Sep 21, 16:53:08 |

# „What's new“ feature

Getting notified about relevant news items

ARIS Connect Portal Search Advanced Administrator System

Home Groups United Motor Group Refresh Archive

| Name                                           | Description                                                           | Date             |
|------------------------------------------------|-----------------------------------------------------------------------|------------------|
| <a href="#">Book &amp; ride (as-is)</a>        | Model 'Book & ride (as-is)' versioned and published on Sep 22, 202... | Sep 22, 16:56:02 |
| <a href="#">Car loan application   America</a> | Model 'Car loan application   America' versioned and published on ... | Sep 22, 16:50:29 |
| <a href="#">Hold in-house fair</a>             | Model 'Hold in-house fair' versioned and published on Sep 22, 202...  | Sep 22, 15:52:40 |

ARIS Connect Home Groups Search Advanced Administrator System

Home Groups United Motor Group

Hold in-house fair (to-be) [Go to published model](#)

Hold in-house fair (to-be) powered by ARIS  
EPC  
Feb 22, 2021, 10:16:38 AM

Model comparison  On  Off

Controls

- Object changes
- Additional changes
- Removals

Hold in-house fair (to-be)

- The value of attribute 'Person responsible' was changed from 'ethan.owner' to 'system'.

Template\_Customer feedback

- Object definition 'Template\_Customer feedback' was added.
- 'Template\_Customer feedback' is output medium for 'Hold in-house fair (to-be)'

# Increased flexibility to set up confirmations

More versatile usage scenarios for confirmation managers

## Challenge



Setting up confirmations is a bit rigid

All users

## Value



Greater flexibility during setup for confirmation managers



## Solution approach

Now allowing ad-hoc generation on top of predefined confirmation processes for one-off confirmations. You may also attach several documents and insert links to your confirmations text. Harmonize the UI languages used with ARIS Portal.

The screenshot displays the 'Confirmation process scheduler' interface. It features a sidebar with tabs for 'Overview', 'Content', and 'Confirmation processes'. The main area is divided into two panes. The left pane shows the 'Name' field with the value 'Confirmation of 'Sales order processing (as-is BPMN)'' and a 'Description' field. Below this is a 'Start date' dropdown menu with options: 'One-off', 'Quarterly', 'Semi-annually', 'Annually', and 'Every second year'. The right pane shows the 'Details' section with a 'Confirmation text' field containing the text: 'I hereby confirm that I have read and understood this information. Your legal obligations related to this sign off can be found [here](#).' Below this is a 'Button label' field with the value 'Confirm'. At the bottom of the interface are 'Save and close' and 'Cancel' buttons.

# Risk & Compliance Management

Improved User Experience

## Challenge



Improve user experience and reduce complexity for end users.

All users

## Value



Better acceptance for less experienced users.  
Easier access to open tasks.  
Broader and more flexible usage of issue management capabilities.



## Solution approach

Number of open GRC tasks visible on header.



Generate issues for ARIS items that do not belong to risk & compliance master data.

### Details

Issue-relevant objects



[Organizational chart](#)

# Risk & Compliance Management

Simplified risk assessment/more flexible test case generation

## Challenge



Support less and more sophisticated risk assessment and testing approaches without coding

Risk manager/Test manager

## Value



Better acceptance for less experienced users/less mature customers.  
Reduced complexity.



## Solution approach

Administrator can define in the system, whether risk assessments should include mitigating actions or not. Administrator can define, whether risks should only be quantitatively assessed for **average** impact and frequency or also for **minimum** and/or **maximum** values.

Administrator can switch on/off generation of new test cases if there still exist open follow-ups.

Include reduced values  Yes  No

### Quantitative assessment settings

Include minimum values  Yes  No

Include maximum values  Yes  No

# BEYOND RELEASES

# Enablement & training of ARIS end-users

New trainings & free-of-charge videos

software AG | ARIS Community

Home ARIS BPM Blog ARIS Elements Forums Know-how Universities Partners A

## Know-how resources

### ARIS Elements



All essential features for starting process design in the Cloud. Up to 20 users, easy to use and fastest results.

### ARIS Advanced



Room to grow for up to 200 users low to high ARIS experience. Next step in productivity with the most powerful design & reporting capabilities

SOFTWARE AG learning portal

Home Catalogue Certification Schedule Contact Us

## WELCOME TO SOFTWARE AG LEARNING PORTAL

Get the knowledge you need when you need it and how you need it!

3

LOGIN

Email

Password

Log In

GET ACCESS

Create your account

Reset password

UPCOMING TRAINING EVENTS

19 Jan Allabel Portfolio Managem...

Free online training for Software AG products

Get your entire team online and learning about the Internet of Things, hybrid integration, API management, B2B integration, Trendminer, ARIS, Natural and more. Discover how you can automate your business and connect efficiently, instantly with customers, suppliers and employees. See how to monitor remote operations without being there. It's all possible with our software.

Learn from your laptop computer, tablet or smartphone.

Sign up for FREE Digital Basic Training

ARIS

Explore and deep-dive into the practice of business process management and learn how to structure, document, analyze and transform your business and IT architectures. Digital transformation made easy with ARIS capabilities.

More Info

Cumulocity IoT

Explore the concepts of device integration, asset hierarchy, real-time analytics and dashboard creation. Understand the key features, business benefits and applicability to different scenarios.

<https://knowledge.softwareag.com/>

<https://ariscommunity.com/know-how>



# The ARIS eco-system

The ARIS Hub offers THE place to find solutions around ARIS use-cases

software ARIS Community Register  advanced

Home ARIS BPM Blog ARIS Elements Forums Know-how Universities Partners ARIS Hub

## Partners

Are you already an ARIS partner? If you want to be listed here, please contact us now. [Contact us now](#)

**PROCESNA INTELIGENCIJA d.o.o.**  
Implementation Partner, Sales Partner

**PROCESNA INTELIGENCIJA**  
procesnainteligencija.hr  
CROATIA

Contact  
Vedran Babik  
Managing Director  
vedran.babik@procesnainteligencija.hr

[Read more](#)

**Palmira Software House LLC**  
Implementation Partner

**palmira**  
Empowering Business Transformation  
palmira-itc.com  
JORDAN, UAE AND EUROPE

Contact  
Mohammed AISully  
Director of Business and IT Transformation  
info@palmira-itc.com

[See solutions](#)

[Read more](#)

Home Solutions

## Solutions

Home > Solutions

Showing 11 solutions

Sort by: Best match, Solution name, Partner name

Filters: Partners: Palmira Software House LLC

License types: Free, One time fee, Subscription

Product versions: 10.0.1, 10.0.2, 10.0.3, 10.0.4, 10.0.5, 10.0.6, 10.0.7, 10.0.8, 10.0.9, 10.0.10, 10.0.11, 10.0.12

Readiness: [checkbox]

**Solution by palmira**

ARIS For Customer Journeys  
Palmira Software House LLC

[Read more](#)

**Solution by palmira**

ARIS For Service Management  
Palmira Software House LLC

[Read more](#)

**Solution by palmira**

ARIS Governance  
Palmira Software House LLC

[Read more](#)

**Solution by palmira**

ARIS for Business Continuity  
Palmira Software House LLC

[Read more](#)

Home > Solutions > ARIS For Customer Journeys

## ARIS For Customer Journeys

Palmira Software House LLC

**Solution by palmira**

This solution provides a set of ARIS components to manage your Customer Journeys such as:

- 1- ARIS Customer Journeys Filter
- 2- ARIS Customer Journeys Connect Customization Set
- 3- ARIS Customer Journeys Queries
- 4- ARIS Customer Journeys Reports
- 5- ARIS Customer Journeys Governance Workflows
- 6- ARIS Aware Datafeeds and simple Customer Journeys Dashboards

[View](#)

**Overview**

License type: One time fee

Purpose: Consulting, Enterprise Management System, Import into ARIS, Increase quality in ARIS, Integration from ARIS to others, Output from ARIS

Readiness: Accelerator (adjustment needed)

Types: Dashboard, Filter, Macro, Portal configuration SSC, Queries, Reference Content, Reference workflows, Report, Service Offering

**Prerequisites**

Availability of required ARIS licenses

**Challenges**

Data Quality

**Benefits**

This Solution enables you to manage Customer Journeys within your organization

**Additional information**

Capabilities: Business Automation & Connectivity, Business Design & Strategy, Enterprise Architecture Mgmt., Integrated Portfolio Mgmt., Strategic Planning, Strategy Synchronizer

Product areas: Admin, Base, Designer, Enterprise Server, Server, Viewer

Tested on versions: 10.0.1, 10.0.2, 10.0.3, 10.0.4, 10.0.5, 10.0.6, 10.0.7, 10.0.8, 10.0.9, 10.0.10, 10.0.11, 10.0.12

Please contact Partner: Palmira Software House LLC for more information.

# New ARIS SaaS Premium Services

New services complement our ARIS SaaS offering to achieve our customer's success

**ARIS SaaS + an expert Managed Services Team** gives you added support capabilities for operational services requests and solution/configuration with the addition of a dedicated Value Engineer and Support Team.

**Dedicated Value Engineer**

**Operational Service Requests**

**Support for Configurations**

**Application Support**

**Upgrade Support**

**Service Management**

**Dedicated Support Team**

Available now, contact: [professional.services@softwareag.com](mailto:professional.services@softwareag.com)

# Summary

# Benefits

ARIS 10 Service Release 14



## New ARIS Process Mining SaaS

Find improvement potential (e. g. automation)

Better decisions based on process facts

Less transformation projects fail



## ARIS Basic and Advanced

Faster time to value

Increased productivity

First steps in governance



## ARIS Enterprise

User Experience improvements

Faster time to value

Single control over business content in a single source of truth

Enhanced Total Cost of Ownership



## ARIS Extensions

Higher user acceptance of changed processes & procedures

# Where to find more

## Important resources

### KNOW-HOW

- ARIS pages @ Software AG: [start your process journey here](#)
- Operational excellence [at your fingertips](#)
- Free ARIS knowledge : [download NOW!](#)
- For experts:  
deep-dive cheat sheets: [Basic](#) | [BPMN](#) | [EPC](#) | [SAP](#)
- Training center: [All ARIS trainings](#)
- ARIS playlist : [watch on-demand](#)

### SUPPORT & SERVICES

- Customer support: [Global support](#)
- Support forum: [ARIS Cloud support](#)
- Consulting: [Software AG PS](#), [Partners](#)
- Accelerators: [ARIS Hub](#)

### LATEST NEWS

- Events & webinars: [Overview & registration](#)
- ARIS regional user groups: [Join](#)
- Join the world-wide biggest BPM community: [Register](#)
- Get regular ARIS News: [Subscribe](#)
- Social media:



### TRY & BUY

- Take a free ARIS Cloud tour : [learn & test](#)
- Get ARIS Process Mining : [Try for free](#)
- Talk to an expert: [Contact](#)
- Request free [Process mining](#) demo
- Request a [quote](#)

